

User Guide for Signing of TG Agreement



TGonline
Ministry of Education
SINGAPORE

Published August 2021

Steps to complete the signing of TG agreement

Before you proceed to sign the TG agreement, it is important that you read the terms and conditions of the agreement **carefully**.

01 Download your TG agreement from your TOnline account **after** the TG online application closes.

Test your understanding of your TG bond obligation by completing a short questionnaire. (takes about 3 minutes.)

Scan or click on the QR code to begin
<https://go.gov.sg/understanding-tg-obligation>



02 Verify that the information printed on your personalised TG agreement is correct.

If there is an error on your TG agreement, please contact MOE at <https://go.gov.sg/tg-enquiry>.

03 Sign TG agreement

(a) [Where to sign?](#)

(b) [How to sign?](#)

(i) [Sign \(wet-ink\) and Scan](#)

(ii) [E-sign using software/ app](#)

04 Submit a softcopy of your signed TG agreement (and sureties' ID) to your university.

Questions

How do I know if I have been awarded TG?

You can log in to your TOnline account to view your TG status (should be shown as "**Awarded**") about 6 weeks after you have completed the signing of your TG agreement.

What is the TG amount given to me?

Your TG amount is reflected on your Student's Bill. You are advised to keep a copy of the bill for your record.



Download your TG agreement

- Proceed to <https://tgonline.moe.gov.sg>
- Login to your TGonline account
- Click “**Grant Portfolio**”
- Click “**Download button**” to download your TG agreement



Scan or click on the QR code to TGonline website

The screenshot shows the TGonline website interface. At the top, there is a navigation bar with the following items: Home, My Account, Apply Grant, **Grant Portfolio**, and Grant Information. Below the navigation bar, there is a search bar and a login status indicator. The main content area displays the 'Grant Application History' table. The table has the following columns: Grant Info, Grant Scheme, AY, Date Applied, Date Awarded, Units Taken / Total Eligible Units, Application Status, Monitoring Status, Months Bond Served / Total, and Action. The table contains one record with the following data: Grant Scheme: TG-UG-AU, AY: 2019, Date Applied: 08/09/2019, Date Awarded: -, Units Taken / Total Eligible Units: 0 / 0, Application Status: Received, Monitoring Status: Pending, Months Bond Served / Total: - / -. The Action column for this record contains a 'Download' button. A hand icon points to the 'Grant Portfolio' menu item and the 'Download' button.

Grant Info	Grant Scheme	AY	Date Applied	Date Awarded	Units Taken / Total Eligible Units	Application Status	Monitoring Status	Months Bond Served / Total	Action
Submit Requests	TG-UG-AU	2019	08/09/2019	-	0 / 0	Received	Pending	- / -	Download

TG agreement that is obtained from another source or had been altered in any way will be **rejected**.



Verify the information printed on your TG agreement

MOE Tuition Grant Agreement

Ref:

Check reference number is present.

AGREEMENT

This Agreement is made on the 20th day of August Two Thousand and Twenty-xx (20xx)

between

(1) the Government of the Republic of Singapore ("the Government") represented by the Ministry of Education of 1 North Buona Vista Drive Singapore 138675;

(2) (Passport/ Foreign ID No "Nationality") of UIN/FIN (Mailing Address in Singapore)

Fill in the date of signing of agreement in this format.

(Home country Address)

("the Student")

and

(3) (Passport/ Foreign ID No "Nationality") of UIN/FIN (Mailing Address in Singapore)

Verify your personal particulars and that of your two sureties.

(Home country Address)

and

(Passport/ Foreign ID No "Nationality") of UIN/FIN (Mailing Address in Singapore)

(Home country Address)

("the Sureties").

RECITALS:

1. The Student has been admitted to the ("the Institution") for a course in the course as the Government may approve in writing.

("the Course") leading to

. The term "the Course" shall also include such other

2. The Student has applied for a grant that enables the Student to pay for part of the tu as well as all or part of the Goods and Services Tax ("GST") chargeable under the Goods and Course (the "GST subsidy"), under the Tuition Grant Scheme administered by the Governmen

Verify details of your University and Course.



Sign TG agreement (a) Where to sign?

- Student to sign on page 8

MOE Tuition Grant Agreement

THE THIRD SCHEDULE

AUTHORISATION LETTER

To: Central Provident Fund Board

I refer to the Tuition Grant Agreement dated 20th day of August Two Thousand and Twenty-xx (20xx) that I entered into with the Ministry of Education ("MOE"), and I acknowledge that the MOE will require information on my employment status after graduation for the purpose of monitoring of my bond obligations under the Agreement, or under any other scholarship or similar agreement that is administered by MOE, the National University of Singapore, the Nanyang Technological University, the Singapore Management University, the Singapore University of Technology and Design, the Singapore Institute of Technology, or the Singapore University of Social Sciences.

I hereby authorise the Central Provident Fund Board ("CPF Board") to provide information to MOE on CPF contributions made into my CPF accounts (if any) over specific months, whether or not I am self-employed, the name of the employer making CPF contributions for me (if any), and any other relevant information relating to my CPF contributions and my employment. This authorisation shall take effect from the date of commencement of my bond period under the MOE Tuition Grant Agreement and any other scholarship bond administered by MOE or the abovementioned universities and shall continue for another 12 months after I have fully discharge my bond obligations under the Agreement, or under any other scholarship or similar agreement that is administered by MOE or the above mentioned universities, whichever of these bond obligations end latest.

Signed

Name: _____
UIN/FIN: _____

(Student) _____
(Signature)

Date: _____

SIGN HERE

Page 8

WEF AY2021



Sign TG agreement (a) Where to sign?

- **Student and Sureties to sign on page 9**

MOE Tuition Grant Agreement

IN WITNESS WHEREOF this Agreement has been entered into on the day and year first above written.

I) Signed
Name : _____
Designation : _____
for and on behalf of the Government of the Republic of Singapore
(Signature)

II) Signed
Name : (Student) _____
(Signature) **SIGN HERE**

III) Signed
Name : (First-named surety) _____
(Signature) **SIGN HERE**

IV) Signed
Name : (Second-named surety) _____
(Signature) **SIGN HERE**

Page 9

WEF AY2021

03

Sign TG agreement (b) How to sign?

(i) Sign (wet-ink) and Scan

Print out your TG agreement

Sign wet-ink on page **8 & 9** of the TG agreement

Read Me

Scan the **signed agreement** and your **sureties' ID*** into a **single PDF file**.

**copy of their passport/ government-issued identification document with photograph*

- You can use any software/ app to scan the documents.
- If you do not an existing software/ app, you can download **Microsoft Lens for iOS** or **Microsoft Lens for Android** on your mobile device.

Steps to scan a document

<https://bit.ly/3eEYD6S>



Rename the PDF file as **TGA_<your NRIC/FIN>**. Example: **TGA_TXXXXXXA**

04

Submit the PDF file to your university by using your university issued e-mail account. Ensure that you submit **all pages** of your TG agreement and sureties' ID.

03


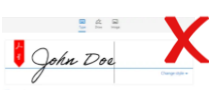

Sign TG agreement (b) How to sign?

(ii) E-sign using software/ app

Open the TG agreement with a e-signing software

E-sign on page **8 & 9** of the TG agreement

Sample of acceptable e-signatures

 Draw or add an image of your signature in field	 Type name in field	 Sign with Digital ID
--	---	--

- You can use any e-signing software to e-sign the TG agreement.
- If you do not have an existing e-signing software/ app, you can e-sign using **Adobe Acrobat Online**.

Steps to e-sign a PDF file

<https://adobe.ly/3eHYUGe>



Combine the **signed agreement** and your **sureties' ID*** into a **single PDF file**.

**copy of their passport/ government-issued identification document with photograph*

Steps to merge multiple PDFs

<https://adobe.ly/3xWRCGq>



Rename the PDF file as **TGA_<your NRIC/FIN>**. Example: **TGA_TXXXXXXA**

04

Submit the PDF file to your university by using your university issued e-mail account. Ensure that you submit **all pages** of your TG agreement and sureties' ID.

Sign (wet-ink) and Scan

What if I am staying together with one surety (e.g. Surety 1) while another surety (Surety 2) is staying apart?

Send the TG agreement to Surety 2 to sign on **Page 9** of the hardcopy agreement. When you receive the signed agreement from Surety 2, you and your Surety 1 have to sign on the **same Page 9** that is received from Surety 2. The completed and signed TG agreement will comprise **9 pages**.

What if I am not staying together with both my sureties but both sureties are staying together?

Send the TG agreement to your sureties who are staying together. They have to sign on the **same Page 9** of the hardcopy agreement. When you receive the signed agreement from your sureties, please proceed to sign on the **same Page 9** of the agreement. The completed and signed TG agreement will comprise **9 pages**.

What if both my sureties and I are all staying apart?

You may send the TG agreement to surety 1 first to sign on **Page 9** of the hardcopy agreement. Surety 1 can then route the signed agreement to surety 2 to sign on the **same Page 9** of the agreement. You will be the last person to sign on the **same Page 9** of the agreement.

You can also send the TG agreement to your sureties individually. When you receive the signed agreement from Surety 1 and Surety 2, please proceed to sign on the **same Page 9** that is received from **either Surety 1 or Surety 2**. In this case, your completed and signed TG agreement will comprise **10 pages** (pages 1 - 8 and 2 copies of page 9).

When sending the TG agreement to my sureties and vice-versa, can the signed agreement be sent through softcopy?

Yes.

What happens if my surety who is staying apart from me does not have access to email?

You can consider sending your TG agreement to your surety via mail service. However, as this will take time and possibly delay the signing process, please inform your university. If necessary, do seek an extension of the deadline for the submission of your agreement.

Questions?

Contact your university or MOE at <https://go.gov.sg/tg-enquiry>.